

Scaled data based on original data using
LM-79-08 Approved Method: Electrical and Photometric Measurements of Solid-
State Lighting Products

Test Report Prepared for
Cooper Lighting Solutions
(formerly Eaton)

Brand: McGRAW-EDISON

Report Number: P939113

Luminaire Tested: **GALN-SB1C-760-U-T1**

Issue Date: 1/21/2025

Test Information

Test Method: LM-79-08
Report Number: P939113
TEST IS SCALED FROM IESNA LM-79-08 TEST DATA (G2-2405-108-2)
Test Lab: INNOVATION CENTER
Issue Date: 1/21/2025
Manufacturer: COOPER LIGHTING SOLUTIONS (FORMERLY EATON)
Product Line: McGRAW-EDISON
Catalog Number: GALN-SB1C-760-U-T1
Description: GALLEON AREA AND ROADWAY HIGH DENSITY LED LUMINAIRE
(1) 70 CRI, 5700K, 615mA LIGHTSQUARE WITH 26 LEDS AND TYPE I OPTICS
Light Source: -
Ballast/Driver: -

Summary

Lumens per Lamp: N/A
Luminaire Lumens: 7841 lumens
Efficiency: N/A
Efficacy: 144.1 lumens/watt
Luminous Opening: Rectangular (W 0.5' x L: 0.5' x H: 0')
IES Classification: Type I - Short
BUG Rating: B3 - U0 - G3

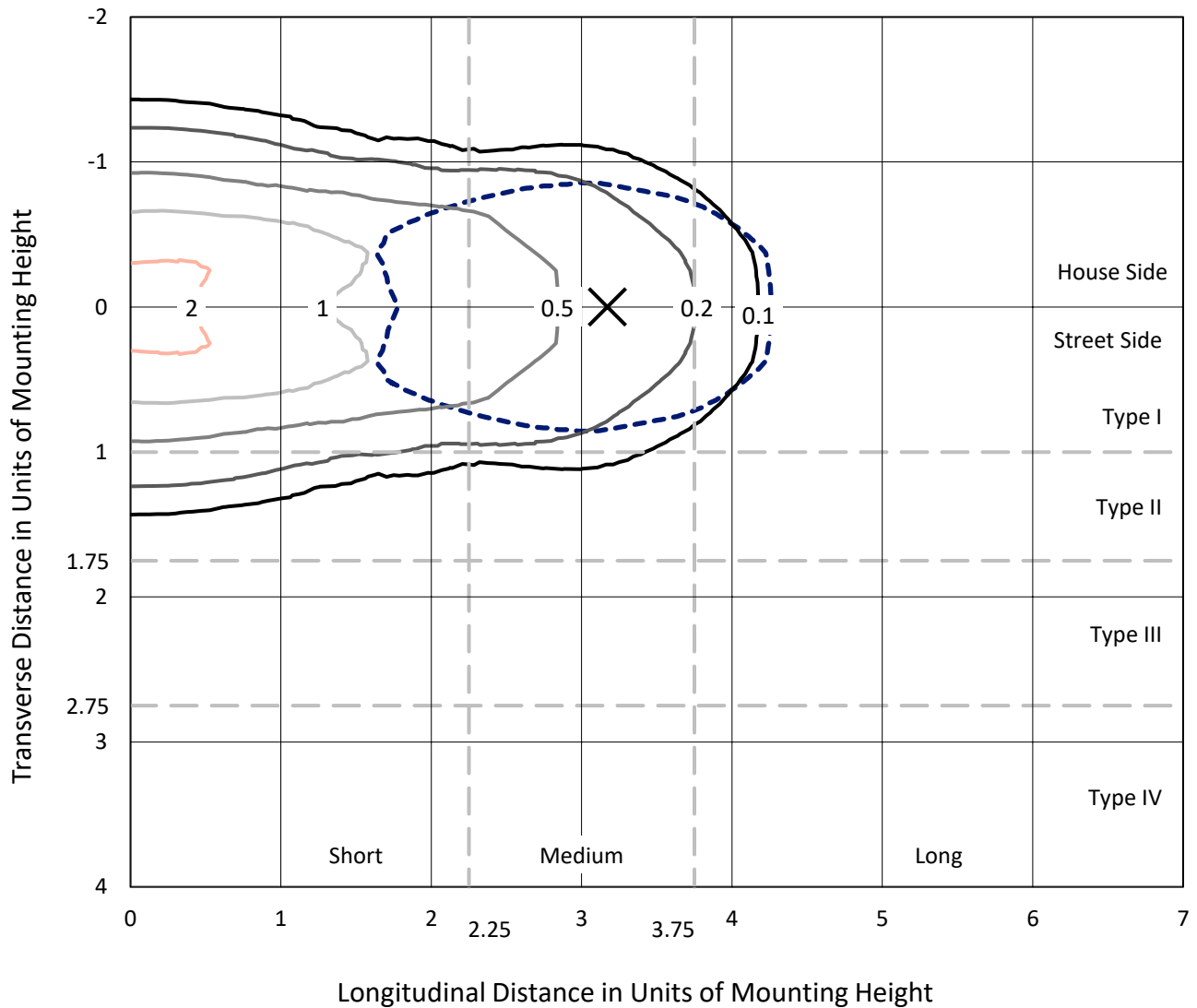
Input Watts (W): 54.4
Input Voltage (V): NR
Input Current (Ain): NR
Voltage Rise (V): NR
Power Factor: NR
Total Harmonic Distortion (THDi): NR
Frequency (hertz): 60
Stabilization Time: NR
Operation Time: NR
Ambient Temperature (°C): NR
Test Distance: 24 FT



REPORT NUMBER: P939113
 CATALOG NUMBER: GALN-SB1C-760-U-T1

Iso-Footcandle Lines of Horizontal Illumination

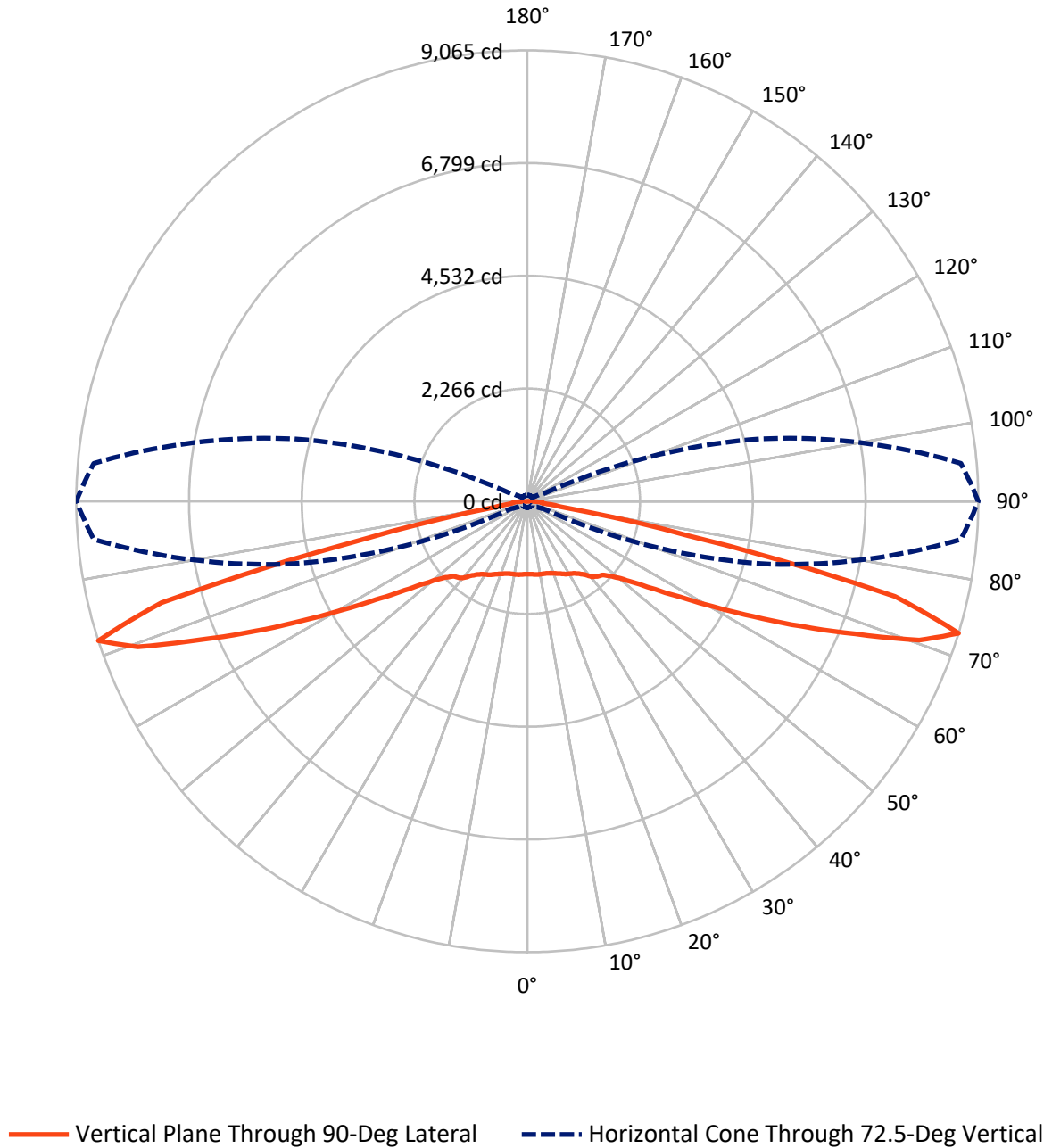
✕ Max cd
 - - - 1/2 Max cd



Based on 25 foot mounting height. Maximum calculated value = 2.3 fc
 Type I - Short - N/A

REPORT NUMBER: P939113
CATALOG NUMBER: GALN-SB1C-760-U-T1

Luminous Intensity Polar Plot



REPORT NUMBER: P939113
 CATALOG NUMBER: GALN-SB1C-760-U-T1

FLUX DISTRIBUTION:

		Downward	Upward	Total
House Side	Lumens	3920.5	0.0	3920.5
	% Fixture	50.0	0.0	50.0
Street Side	Lumens	3920.5	0.0	3920.5
	% Fixture	50.0	0.0	50.0
Total	Lumens	7841.0	0.0	7841.0
	% Fixture	100.0	0.0	100.0

ZONAL LUMENS:

Zone	Lumens	% Fixture
0°-10°	142.1	1.8
10°-20°	434.4	5.5
20°-30°	724.3	9.2
30°-40°	996.1	12.7
40°-50°	1216.5	15.5
50°-60°	1407.1	17.9
60°-70°	1677.7	21.4
70°-80°	1170.9	14.9
80°-90°	71.9	0.9
90°-100°	0.0	0.0
100°-110°	0.0	0.0
110°-120°	0.0	0.0
120°-130°	0.0	0.0
130°-140°	0.0	0.0
140°-150°	0.0	0.0
150°-160°	0.0	0.0
160°-170°	0.0	0.0
170°-180°	0.0	0.0
0°-90°	7841.0	100.0
0°-180°	7841.0	100.0

Coefficient of Utilization



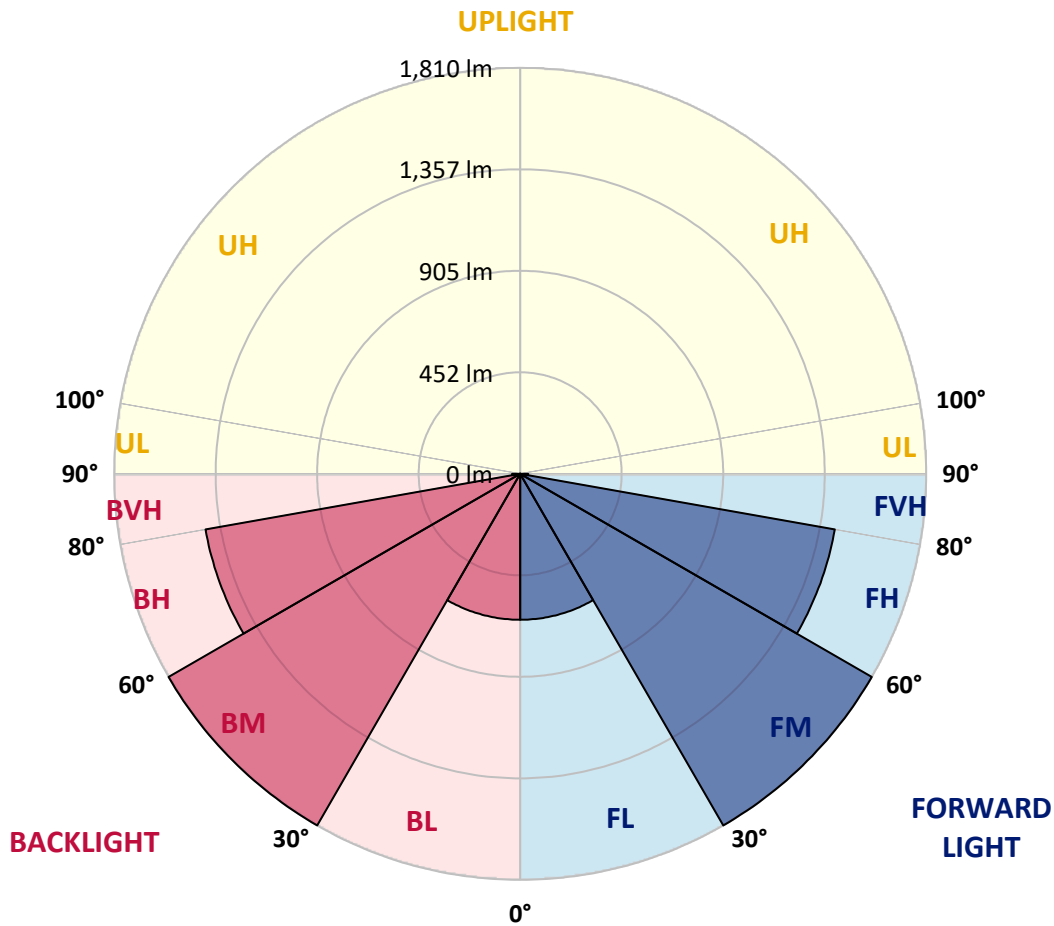
REPORT NUMBER: P939113
 CATALOG NUMBER: GALN-SB1C-760-U-T1

LUMINAIRE CLASSIFICATION SYSTEM LUMEN TABLE AND BUG RATING:

Zone	Lumens	% Fixture	Zone Rating/Lumen Limit		
			B	U	G
FL (0°-30°)	650.4	8.3			
FM (30°-60°)	1809.9	23.1			
FH (60°-80°)	1424.3	18.2			G1/1800
FVH (80°-90°)	36.0	0.5			G1/100
BL (0°-30°)	650.4	8.3	B2/1000		
BM (30°-60°)	1809.9	23.1	B2/2500		
BH (60°-80°)	1424.3	18.2	B3/2500		G3/2500
BVH (80°-90°)	36.0	0.5			G1/100
UL (90°-100°)	0.0	0.0		U0/0	
UH (100°-180°)	0.0	0.0		U0/0	

BUG Rating: B3-U0-G3

Type I Short



REPORT NUMBER: P939113
 CATALOG NUMBER: GALN-SB1C-760-U-T1

CANDELA DISTRIBUTION (FULL):

	0°	5°	15°	25°	35°	45°	55°	65°	75°	85°
0°	1465.2	1465.2	1465.2	1465.2	1465.2	1465.2	1465.2	1465.2	1465.2	1465.2
2.5°	1466.4	1468.1	1468.1	1466.8	1469.8	1467.3	1467.3	1466.0	1467.3	1466.0
5°	1473.9	1476.0	1476.8	1476.4	1480.2	1478.1	1478.1	1476.4	1476.8	1475.6
7.5°	1488.1	1491.0	1492.7	1494.8	1500.2	1497.7	1496.0	1491.0	1488.9	1485.6
10°	1492.7	1496.0	1501.4	1512.3	1524.8	1525.2	1520.2	1507.7	1498.1	1490.6
12.5°	1478.5	1483.1	1494.3	1516.4	1544.3	1555.6	1547.7	1526.8	1508.1	1494.8
15°	1460.6	1465.6	1482.7	1516.0	1557.3	1583.5	1582.7	1555.2	1525.2	1504.3
17.5°	1432.7	1437.7	1462.3	1508.9	1567.3	1610.6	1622.3	1593.9	1551.9	1523.9
20°	1382.2	1386.8	1421.0	1486.4	1570.6	1639.4	1669.8	1644.8	1592.3	1554.4
22.5°	1316.8	1323.9	1363.9	1447.7	1562.7	1669.4	1724.0	1706.9	1639.4	1586.9
25°	1246.8	1254.3	1301.0	1400.2	1542.3	1691.0	1788.1	1777.3	1692.7	1627.3
27.5°	1186.4	1194.3	1245.1	1353.1	1510.6	1699.4	1851.5	1856.9	1757.3	1671.9
30°	1138.9	1146.4	1200.6	1315.2	1469.8	1691.0	1906.9	1944.4	1823.1	1710.6
32.5°	1086.8	1096.4	1153.5	1268.9	1421.4	1671.0	1955.2	2039.0	1899.4	1752.3
35°	1021.0	1029.7	1089.7	1205.6	1358.1	1638.9	1995.7	2144.0	2008.6	1815.6
37.5°	940.9	949.3	1008.9	1126.4	1295.2	1593.9	2026.5	2262.4	2138.6	1906.9
40°	860.5	868.4	924.3	1038.0	1219.7	1536.4	2037.3	2378.2	2287.8	2032.3
42.5°	786.8	793.8	845.1	950.9	1135.1	1463.1	2023.2	2479.0	2421.5	2119.8
45°	718.8	725.1	770.5	869.3	1047.2	1373.9	1980.7	2587.4	2580.7	2182.3
47.5°	641.3	647.6	694.7	790.1	959.3	1269.3	1908.6	2694.1	2802.0	2324.0
50°	546.7	552.1	600.5	698.8	868.0	1158.1	1808.5	2777.8	3081.2	2538.6
52.5°	434.6	440.5	487.6	585.9	759.7	1038.5	1676.9	2832.4	3403.7	2852.0
55°	323.4	327.5	368.4	456.7	625.5	902.2	1511.8	2847.8	3769.6	3280.4
57.5°	234.6	237.1	263.4	329.2	474.2	731.8	1311.4	2807.8	4205.1	3829.6
60°	190.0	190.9	198.8	227.9	329.6	539.2	1069.3	2670.3	4677.6	4537.6
62.5°	172.5	172.5	174.6	182.5	222.9	355.9	776.3	2385.3	5184.4	5432.3
65°	160.4	160.4	161.3	165.0	175.9	226.7	490.1	1921.1	5611.5	6480.4
67.5°	149.6	150.0	149.6	150.9	157.1	167.5	284.2	1326.8	5841.5	7566.3
70°	138.3	139.2	137.1	137.1	142.1	142.5	177.9	727.6	5650.7	8476.4
72.5°	125.0	126.3	122.9	122.1	125.8	124.2	133.8	349.2	4851.4	8748.1
75°	113.3	115.0	107.5	105.4	105.4	104.2	108.8	179.2	3148.7	7136.3
77.5°	102.9	106.3	94.2	87.5	85.8	82.1	88.8	109.6	1377.2	3350.4
80°	85.0	89.6	77.5	69.6	66.7	62.5	70.0	76.7	409.6	778.0
82.5°	63.3	65.4	55.0	49.6	47.1	44.2	52.5	53.3	133.3	275.4
85°	40.4	41.3	33.8	29.2	27.9	26.7	33.3	29.2	50.8	202.5
87.5°	14.2	16.3	12.9	11.7	12.5	10.4	15.4	8.8	14.2	142.9
90°	0.0	0.0	0.0	0.0	0.0	0.0	0.0	0.0	0.0	0.0

(END C

90°

1465.2
1466.0
1475.6
1485.6
1489.3
1492.7
1501.0
1519.3
1547.3
1577.3
1613.9
1657.7
1690.2
1726.5
1786.9
1868.6
1991.5
2067.3
2111.5
2242.3
2436.1
2725.7
3122.5
3630.8
4287.2
5096.9
6056.1
7108.3
8356.0
9064.8
7633.0
3280.8
745.1
311.3
294.2
177.1
0.0

OF REPORT)